































2015 ITU World Triathlon Yokohama : May 16 2015 : Elite Women : Results

Pos	First Name	Last Name	Country		Time	Swim	T1	Bike	T2	Run
1	Gwen	Jorgensen	USA		01:57:20	00:19:18	00:01:03	01:03:58	00:00:27	00:32:36
2	Ashleigh	Gentle	AUS		01:58:33	00:20:00	00:01:07	01:03:08	00:00:26	00:33:55
3	Emma	Moffatt	AUS		01:59:03	00:19:10	00:01:10	01:03:57	00:00:27	00:34:21
4	Renee	Tomlin	USA		01:59:13	00:20:08	00:01:12	01:02:58	00:00:22	00:34:36
5	Gillian	Sanders	RSA		01:59:19	00:20:12	00:01:11	01:02:53	00:00:24	00:34:41
6	Aileen	Reid	IRL		01:59:22	00:19:56	00:01:10	01:03:07	00:00:27	00:34:44
7	Non	Stanford	GBR		01:59:22	00:20:03	00:01:06	01:03:04	00:00:28	00:34:43
8	Andrea	Hewitt	NZL		01:59:23	00:19:52	00:01:08	01:03:11	00:00:25	00:34:48
9	Kirsten	Kasper	USA		01:59:24	00:19:20	00:01:09	01:03:51	00:00:28	00:34:38
10	Barbara	Riveros	CHI		01:59:26	00:20:12	00:01:04	01:02:57	00:00:24	00:34:50
11	Lisa	Perterer	AUT		01:59:29	00:20:05	00:01:03	01:03:04	00:00:26	00:34:53
12	Vendula	Frintova	CZE		01:59:54	00:20:08	00:01:01	01:03:06	00:00:22	00:35:19
13	Ai	Ueda	JPN		01:59:57	00:20:17	00:01:05	01:02:53	00:00:25	00:35:18
14	Ainhoa	Murua	ESP		02:00:07	00:19:19	00:01:12	01:03:48	00:00:25	00:35:27
15	Claudia	Rivas	MEX		02:00:11	00:19:14	00:01:08	01:03:57	00:00:27	00:35:27
16	Anne	Haug	GER		02:00:13	00:20:17	00:01:06	01:02:51	00:00:26	00:35:36
17	Erin	Jones	USA		02:00:15	00:20:14	00:01:11	01:02:55	00:00:27	00:35:30
18	Chelsea	Burns	USA		02:00:15	00:20:10	00:01:11	01:03:00	00:00:32	00:35:25
19	Yuko	Takahashi	JPN		02:00:18	00:20:10	00:01:10	01:02:55	00:00:22	00:35:43
20	Rebecca	Spence	NZL		02:00:19	00:20:11	00:01:13	01:02:57	00:00:25	00:35:36
21	Alexandra	Razarenova	RUS		02:00:24	00:20:17	00:01:14	01:02:51	00:00:30	00:35:34
22	Hanna	Philippin	GER		02:00:27	00:20:06	00:01:13	01:02:55	00:00:26	00:35:49
23	Sara	Vilic	AUT		02:00:32	00:19:15	00:01:07	01:03:55	00:00:24	00:35:54
24	Charlotte	Mcshane	AUS		02:00:41	00:20:10	00:01:13	01:02:53	00:00:22	00:36:06
25	Paula	Findlay	CAN		02:00:47	00:19:55	00:01:08	01:03:17	00:00:25	00:36:04
26	Mariya	Shorets	RUS		02:00:52	00:20:08	00:01:09	01:03:03	00:00:24	00:36:10
27	Yuka	Sato	JPN		02:01:18	00:19:04	00:01:12	01:04:01	00:00:24	00:36:38
28	Mateja	Simic	SLO		02:01:32	00:20:12	00:01:17	01:02:44	00:00:23	00:36:58
29	Maria	Czesnik	POL		02:01:42	00:20:10	00:01:17	01:02:56	00:00:31	00:36:51
30	Line	Thams	DEN		02:01:55	00:19:16	00:01:10	01:03:49	00:00:23	00:37:20
31	Mariko	Adachi	JPN		02:02:07	00:19:13	00:01:09	01:04:43	00:00:24	00:36:40

32	Sarah-anne	Brault	CAN		02:02:17	00:20:06	00:01:07	01:03:07	00:00:28	00:37:31
33	Julia	Hauser	AUT		02:02:43	00:20:13	00:01:11	01:03:44	00:00:23	00:37:15
34	Carolina	Routier	ESP		02:02:49	00:19:06	00:01:09	01:04:06	00:00:27	00:38:04
35	Charlotte	Bonin	ITA		02:02:54	00:20:15	00:01:10	01:02:58	00:00:25	00:38:08
36	Katrien	Verstuyft	BEL		02:02:59	00:20:15	00:01:12	01:05:31	00:00:25	00:35:38
37	Juri	Ide	JPN		02:03:27	00:19:37	00:01:14	01:06:05	00:00:27	00:36:06
38	Miriam	Casillas García	ESP		02:03:28	00:20:20	00:01:06	01:05:34	00:00:27	00:36:03
39	Yurie	Kato	JPN		02:03:30	00:20:08	00:01:12	01:05:38	00:00:22	00:36:12
40	Maike	Caelers	NED		02:03:45	00:20:50	00:01:06	01:06:13	00:00:24	00:35:14
41	Yuliya	Yelistratova	UKR		02:04:09	00:20:14	00:01:11	01:05:33	00:00:30	00:36:43
42	Summer	Cook	USA		02:04:28	00:19:02	00:01:13	01:06:52	00:00:24	00:36:58
43	Heather	Sellars	GBR		02:04:48	00:20:41	00:01:17	01:06:15	00:00:24	00:36:12
44	Aoi	Kuramoto	JPN		02:05:01	00:20:02	00:01:05	01:05:50	00:00:26	00:37:39
45	Erin	Dolan	USA		02:05:09	00:20:05	00:01:10	01:05:46	00:00:26	00:37:42
46	Gaia	Peron	ITU		02:05:25	00:19:10	00:01:09	01:04:49	00:00:27	00:39:51
47	Anastasia	Abrosimova	RUS		02:05:26	00:19:08	00:01:16	01:06:38	00:00:27	00:37:59
48	Petra	Kurikova	CZE		02:07:36	00:20:19	00:01:10	01:05:30	00:00:26	00:40:12
49	Lianyuan	Wang	CHN		02:12:05	00:20:17	00:01:17	01:09:33	00:00:28	00:40:32
DNF	Emma	Jackson	AUS		DNF	00:20:15	00:01:13	01:06:44	00:00:25	00:00:00
DNF	Gillian	Backhouse	AUS		DNF	00:19:16	00:01:16	01:03:40	00:00:23	00:00:00
DNF	Lisa	Norden	SWE		DNF	00:20:12	00:01:28	01:05:19	00:02:58	00:00:00
DNF	Kaitlin	Donner	USA		DNF	00:20:20	00:01:09	00:00:00	00:00:00	00:00:00
DNF	Annamaria	Mazzetti	ITA		DNF	00:20:13	00:01:09	00:00:00	00:00:00	00:00:00
DNF	Magdalena	Mielnik	POL		DNF	00:20:08	00:01:18	00:00:00	00:00:00	00:00:00
DNF	Jessica	Broderick	USA		DNF	00:20:15	00:01:12	00:00:00	00:00:00	00:00:00
DNF	Michelle	Flipo	ITU		DNF	00:20:09	00:01:09	00:00:00	00:00:00	00:00:00
DNF	Cecilia Gabriela	Perez Flores	MEX		DNF	00:20:11	00:01:17	00:00:00	00:00:00	00:00:00
DNF	Tamara	Gomez Garrido	ESP		DNF	00:20:49	00:01:14	00:00:00	00:00:00	00:00:00
DNF	Ivana	Kuriackova	SVK		DNF	00:22:35	00:00:00	00:00:00	00:00:00	00:00:00

Distances: Swim 1500 m (2 laps); Bike 40.050 Km (9 laps); Run 10 Km (4 laps) Water temperature 19.0 °C, Air temperature 22.6 °C. Wetsuit swim. TD Alan Ma/MAC. RR Ross Capill/NZL. Competition Jury Alan Ma/MAC, Terry Sheldrake/NZL, Shin Otsuka/JPN Athletes number 8 McShane/AUS and 54 Stanford/GBR served a 15 seconds penalty during the run segment.